

**One size booster does not fit all vehicles or all booster-size kids.
Use this guide to help find the best booster for your child and vehicles. See the
accompanying article for details.**

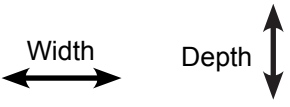
Booster Seat Measurements (Manufacturer-Provided) Currently Produced Models as of 11/1/09



Editor's Note: See manufacturer instructions. The American Academy of Pediatrics recommends that children ride rear facing until they reach the rear-facing upper weight limit of their harnessed child restraint (CR) and then in a CR with harness as long as possible.

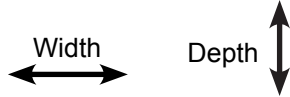
Key: **BPB** = Belt-positioning booster **HB** = High-back booster **NB** = Backless booster
Combo = Combination child restraint and booster **Lower LATCH** = Lower LATCH attachments

Note: Some manufacturers included armrest height; others only provided platform height.

Manufacturer and Model Name	Does it Fit the Child?			Does it Fit the Vehicle?			
	Weight and Height Range Age range if given	Inside BPB Seating Width for Child	Inside BPB Seating Depth for Child	Outside Width Side to Side	Outside Depth Front to Back	BPB Overall Height	Additional Notes for Correct Use Each Time
Britax Frontier (Combo) used as HB	40 lbs and up 42-60" Standing Ht	12" 15.25" at the Shoulder	13.5"	19.5"	20"	22" 21.5" max. seated ht; seat to shoulder	Lower LATCH use ok
Parkway SG (Secure Guard) HB/ NB (Removable backrest)	40-120 lbs 28-35"	11" 12.5" at the Shoulder	13"	17"	15"	25.5– 32.5" with backrest	
Chicco Strada HB NB (removable backrest)	With back: 33–100 lbs 38–57" Without back: 40–100 lbs 40–57" 4–10 yrs	11"	13"	17.5"	16"	26.5– 29.5" with backrest	
Clek Oobr HB	33-100 lbs 38-57" Min. 3 yrs.	11.5" Rear 14.5" Front 18" Shoulder	12"	14.5"	14"	Extends 26.9- 33.75"	Lower LATCH use OK
Oobr NB	40-100 lbs 40-57" Min. 4 yrs	11.5"	12"	14.75"	14"	4.5"	Lower LATCH use OK
Olli NB	40-120 lbs 40-57" Min. 4 yrs	13.25" Rear 13" Front	13.25"	18"	13.25"	3.5-5"	
Ozzi NB	40-120 lbs 40-57" Min. 4 yrs	13"	13.25"	18"	13.25"	3.5-5"	

Note: This list may not be all inclusive, depending upon manufacturer survey response	Does it Fit the Child?			Does it Fit the Vehicle?			
	Width is measured side to side of child's maximum inner-seating space Depth is measured front to back of child's inner-seating space.			Booster base "footprint" 			
Manufacturer and Model Name	Weight and Height Range Age range if given	Inside BPB Seating Width for Child	Inside BPB Seating Depth for Child	Outside Width Side to Side	Outside Depth Front to Back	BPB Overall Height	Additional Notes for Correct Use Each Time
Combi Dakota NB	33-100 lbs 33-57" Min.3 yrs	10.25" Rear 12.5" Front	16"	17.25"	16"	10.5"	
Kobuk HB NB (removable backrest)	33-100 lbs 33-57" Min. 3 yrs. 33-100 lbs 33-57"	11.5" 9.5" Rear 11.5" Front	16" 16"	17.75" 17.25"	16" 16"	Extends 28.25- 31.25" 9.75"	
Dorel Juvenile Group Cosco HB	40-80 lbs 43-52"	12"	11.5"	17.5"	15"	27.5"	
Cosco Ambassador NB	30-100 lbs 34-57"	10.5"	14"	16.5"	15"	10"	
Cosco Pronto HB	40-80 lbs 34-57"	11"	13"	16.5"	14"	Extends 27.5 to 34"	Requires vehicle seat head support
Eddie Bauer Deluxe Conv. as HB BPB	40-80 lbs 43-52"	12"	10.5"	17.5"	16.5"	27.5"	
Eddie Bauer Deluxe 3 in 1 as HB BPB	40-100 lbs 43-52"	12.5"	12"	20.5"	17"	26.5"	
Maxi Cosi Rodi XR HB	30-100 lbs 34-57" with backrest	10.5"	14"	18"	16.5"	Extends 26.5 to 34"	
Safety 1st All-in-One as BPB	40-80 lbs 43-52"	12"	11.5"	17"	15.5"	27"	
Safety 1st Alpha Omega Elite Combo as BPB	40-100 lbs 43-52"	10.5"	12.5"	20"	17.5"	27.5"	Do not use base when used as BPB
Safety 1st Apex	40-100 lbs 43-57"	14.5"	12"	18.5"	17"	Extends 28.5 to 33.5"	Requires vehicle seat head support
Safety 1st Summit Combo HB	40-100 lbs 43-52"	12"	13.5"	18.5"	17.5"	29"	
Safety 1st Vantage	40-100 lbs 43-52"	11"	11"	20.5"	16"	27.5"	

<p>Note: This list may not be all inclusive, depending upon manufacturer survey response</p>	<p>Does it Fit the Child? Width is measured side to side of child's maximum inner-seating space Depth is measured front to back of child's inner-seating space.</p>			<p>Does it Fit the Vehicle? Booster base "footprint" Width  Depth </p>			
<p>Manufacturer and Model Name</p>	<p>Weight and Height Range Age range if given</p>	<p>Inside BPB Seating Width for Child</p>	<p>Inside BPB Seating Depth for Child</p>	<p>Outside Width Side to Side</p>	<p>Outside Depth Front to Back</p>	<p>BPB Overall Height</p>	<p>Additional Notes for Correct Use Each Time</p>
<p>Evenflo Big Kid Amp NB</p>	<p>Evenflo NOTE: On all boosters listed the head restraint on the vehicle seat back that the child faces should be put in its lowest position</p>						
	<p>40-100 lbs 40-57"</p>	<p>11.5"</p>	<p>17"</p>	<p>16.5"</p>	<p>17.5"</p>	<p>11"</p>	<p>Ears must be below top of vehicle seat</p>
<p>Big Kid HB</p>	<p>30-100 lbs 38-57"</p>	<p>11.5"</p>	<p>14"</p>	<p>17"</p>	<p>19"</p>	<p>33.5"</p>	
<p>Big Kid NB</p>	<p>40-100 lbs 40-57"</p>	<p>11.5"</p>	<p>15"</p>	<p>17.5"</p>	<p>15.5"</p>	<p>10"</p>	<p>Ears must be below top of vehicle seat</p>
<p>Chase Combo HB</p>	<p>30-100 lbs 54"</p>	<p>11.5"</p>	<p>13"</p>	<p>18.5"</p>	<p>19"</p>	<p>28"</p>	
<p>Generations HB</p>	<p>30-100 lbs 37-57"</p>	<p>13"</p>	<p>14.5"</p>	<p>18.5"</p>	<p>21.5"</p>	<p>29.5"</p>	
<p>Symphony</p>	<p>30-100 lb Up to 57"</p>	<p>13.5"</p>	<p>13.5"</p>	<p>22"</p>	<p>19.5"</p>	<p>30.5"</p>	
<p>Graco AirBooster HB</p>	<p>30-100 lbs 38-57" 3-10 yrs</p>	<p>13.25"</p>	<p>16"</p>	<p>17"</p>	<p>17.7"</p>	<p>28"</p>	
<p>Nautilus HB NB version (removable backrest)</p>	<p>30-100 lbs 40-100 lbs</p>	<p>12.75"</p>	<p>13.75"</p>	<p>20" 20"</p>	<p>22" 22"</p>	<p>Extends 29-34.5"</p>	
<p>CarGo HB</p>	<p>30-100 lbs</p>	<p>11 7/8"</p>	<p>10"</p>	<p>16.5"</p>	<p>22.5"</p>	<p>26"</p>	<p>Tether use ok</p>
<p>TurboBooster HB TurboBooster NB (removable backrest)</p>	<p>30-100 lbs 38-57" 3-10 yrs 40-100 lbs 40-57" 4-10 yrs</p>	<p>11 3/8" at hips 12.25" between armrests 11 3/8" at hips 12.25" between armrests</p>	<p>14.75" 14.75"</p>	<p>16.5" 16.5"</p>	<p>15" 15"</p>	<p>26.5" 8.6"</p>	
<p>Jané U.S.A. Indy</p>	<p>30-80 lbs From 1½ yrs but not less than 30 lbs, to 12 yrs but not more than 80 lbs</p>	<p>12.6"</p>	<p>13.75"</p>	<p>17"</p>	<p>13.75"</p>	<p>28-34.25"</p>	<p>Lower LATCH use ok</p>

Note: This list may not be all inclusive, depending upon manufacturer survey response	Does it Fit the Child?			Does it Fit the Vehicle?			
	Width is measured side to side of child's maximum inner-seating space Depth is measured front to back of child's inner-seating space.			Booster base "footprint" 			
Manufacturer and Model Name	Weight and Height Range Age range if given	Inside BPB Seating Width for Child	Inside BPB Seating Depth for Child	Outside Width Side to Side	Outside Depth Front to Back	BPB Overall Height	Additional Notes for Correct Use Each Time
Jané U.S.A. cont. Indy - Plus	30-80 lbs 1½ yrs but not less than 30 lbs, to 12 yrs but not more than 80 lbs	12.6"	13.75"	17"	13.75"	Extends 24.4-30.7"	Lower LATCH use ok
Learning Curve Compass B505	30-100 lbs 25-30"	13"	14.5"	17"	12"	25"-30"	
Compass B510, B530, B540-HB	30-100 lbs 38-57"	13"	14.5"	17"	12"	27-32"	
Merritt Manufacturing Churchill BPB (backless booster)	65-175 lbs. 48-72"	15"	15" 18"	17"	15" 18"	2"	Use the belt guides Two bases
Recaro Start	30-80 lbs Up to 59"	13.5"	10-12"	13"	12"		Tether use ok
Vivo	30-100 lbs Up to 59"	14"	12"	16.5"	13"		
Young Sport HB	20-80 lbs Up to 59"	14"	13"	17"	19"		Tether use ok
Sunshine Kids Monterey HB NB version (removable backrest)	30-120 lbs 30-120 lbs 38-63"	11" 11"	13.5" 15"	11" 15"	15.5" 15"	23-30"	Lower LATCH use ok.

Some manufacturers did not provide all or any information on their products.

No information was received by deadline from: LaRoche Brothers, ProRider CNS, Safety Angel, and Team-Tex America; refer to their websites for information.

© Safe Ride News Publications, 2009. Sept. 2009 version used in *Tech Update*, Fall 2009 with permission.

This table can be copied for use by individual parents/caregivers or for local community safety education purposes only.